

141

Presentation to AMICO AGM

June 2001
Ottawa

© Infrastructures for Information Inc.

141

Who Am I?

- Michel Vulpe
 - CTO and Founder of i4i
- i4i is a
 - software manufacturer specializing in content development tools
- Key products:
 - S4/TEXT, a real-time XML authoring tool for MS-Word
 - S4/Enterprise, a metadata aggregator with a placeless document interface
- Key customers:
 - USPTO, BellSouth, CoJ, Canadian House of Commons

© Infrastructures for Information Inc.

141

This presentation

- AMICO and i4i are partners in developing an XML e-learning vehicle for the deployment of AMICO data.
- How to build and deliver lesson plans and lessons.
- In the afternoon I'll be giving a detailed presentation to the AMICO general meeting and a technical presentation to the technical committee so I'd suggest that AMICO members reserve their questions for those discussions.

© Infrastructures for Information Inc.

141

Creating a Lesson Plan

Lesson plans are easily created using the Lesson Plan Wizard.

The instructor name is selected from a list of all instructors logged on to the Alice server.

The grades, subjects and competencies for the lesson are selected through this wizard, as are each of the lesson activities.

© Infrastructures for Information Inc.

141

The Lesson Plan

The lesson plan is created using the data supplied in the lesson plan wizard.

When the instructor selects "Insert an AMICO image" from the S4Guide, they can browse the Alice server for the image and insert a relevant caption for it that will appear in the lesson plan.

© Infrastructures for Information Inc.

141

Creating a Lesson


Each lesson is based on an existing lesson plan, and the lesson wizard guides instructors through lesson creation.

After the basic lesson is created, including the basic lesson information and placeholders for each of the sections to be included, the S4Guide helps the instructor add the content.

© Infrastructures for Information Inc.

141

Creating and Editing a Quiz




The instructor can easily create and edit a quiz using the QuizBuilder.

The QuizBuilder allows instructors to add, edit, delete, and re-order questions and answers.

© Infrastructures for Information Inc.

141

Completing Lessons - A Student's View



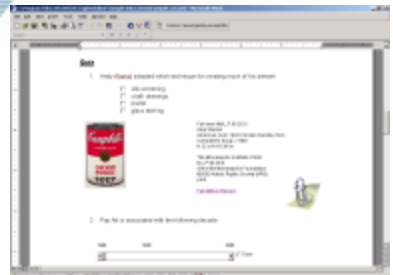
Lesson exercises can be presented in a number of ways to students. This is an example of an essay question.

The S4/Guide is an excellent tool in which to provide students with valuable information and guidance.

© Infrastructures for Information Inc.

141

Quizzes - A Student's View




Other than essay questions, lesson exercises can also include multiple choice, true/false, fill in the blank, and timeline questions.

AMICO records can also be included within the lesson, providing the student with a full description of a piece of artwork.

© Infrastructures for Information Inc.

141

Quizzes - Self-Correcting



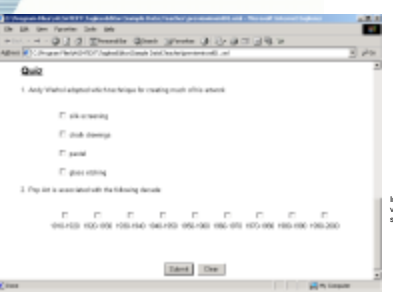
Students can receive immediate feedback when they are completing a quiz.

Comments that are specific to the answer the student provides are easy to insert. This gives the student information that can enhance their learning experience.

© Infrastructures for Information Inc.

141

Lessons - Another View



Not only can students use S4/Guide to view and complete their lessons, they can also use Internet Explorer.

In this case, exercises are sent via email to the teacher when the student presses "Submit".

© Infrastructures for Information Inc.